

St. MARY EDUCATIONAL SOCIETY.
(St. Ann's College of Engineering & Technology)

BALANCE SHEET AS AT MARCH 31, 2013

SOURCES OF FUNDS

	Sch. Ref.	Rs.	P.
Capital Fund	[1]	7,49,15,747.97	
Secured / Unsecured Loans	[2]	4,12,736.00	
Caution Deposits	[3]	25,27,300.00	
Sundry Creditors	[4]	6,34,81,666.00	
	Total	14,13,37,449.97	

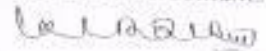
APPLICATION OF FUNDS


Fixed Assets	[5]	2,21,77,569.75	
Investments / Deposits	[6]	18,46,896.00	
Sundry Debtors	[8]	4,15,68,742.00	
Advances	[7]	7,21,57,569.56	
Cash & Bank balances	[9]	35,86,672.66	
	Total	14,13,37,449.97	

The above statement is in agreement with books of account maintained by the institution.

Guntur
14-09-2013

For K V R SUBBA RAO & CO.
Chartered Accountants



K V R Subba Rao, FCA
Chartered Accountant


St. MARY EDUCATIONAL SOCIETY.
[St. Ann's College of Engineering & Technology]

SCHEDULES TO BALANCE SHEET AS AT MARCH 31, 2013

SCHEDULE : [1]

CAPITAL FUND:

	Rs.	P.
Balance as on April 1, 2012	7,43,81,137.74	
Add: Surplus for the year	5,34,610.23	
Total	<u>7,49,15,747.97</u>	

SCHEDULE : [2]

SECURED / UNSECURED LOANS:

State Bank of India - Vehicle loan	4,12,736.00	
Total	<u>4,12,736.00</u>	

SCHEDULE : [3]

CAUTION DEPOSIT:

Deposits	25,27,300.00	
Total	<u>25,27,300.00</u>	

SCHEDULE : [4]

SUNDRY CREDITORS:

Delta Systems & Marketing	70,000.00	
BC Fees reimbursement	4,69,67,237.00	
Fees reimbursement	1,02,77,650.00	
G Sambasiva Rao	1,850.00	
Microcare Computers	20,000.00	
Provisions:		
Bus maintenance	13,04,518.00	
Electricity charges	1,30,620.00	
Salaries	2,92,400.00	
Sairam Enterprises	1,66,970.00	
Scholarships	42,42,064.00	
Srivall National Roofing Associates	8,357.00	
Total	<u>6,34,81,666.00</u>	

SCHEDULE : [6]

INVESTMENTS / DEPOSITS:

Corpus fund - Polytechnic	15,00,000.00	
Electricity Deposit	3,28,496.00	
Gas Deposit	1,100.00	
Telephone deposit	17,300.00	
Total	<u>18,46,896.00</u>	

SCHEDULE : [7]

SUNDRY DEBTORS:

A Malli Babu (Staff)	6,000.00	
B Suresh	10,000.00	
Babu Agencies	1,43,000.00	
C Ashok Kumar	1,000.00	
Hewlett Packard India Sales Pvt Ltd.,	5,47,099.00	
HI-Q Electronic System	85,000.00	
Innovative Systems	1,35,000.00	
KSV Kishore Kumar	50,000.00	
KVV Jagan Mohan	6,000.00	
P Bharu Prakash - ME	32,500.00	
P Murali Mohan	5,000.00	

Carried down 10,20,599.00



Fees receivable:

Accredited fee	6,43,500.00
Admission fee	3,79,500.00
Bus fee	91,200.00
JNTU Fee	13,20,500.00
Library & Lab fee	3,82,000.00
Tuition fee	3,72,07,400.00
Rent advance - College	8,750.00
Salary advance	39,200.00
Sasi Decors	3,093.00
Sri Sundaram Solar Solutions	2,70,000.00
Sri Venkateswara Steel Centre	1,00,000.00
Trident Techlabs [P] Ltd	1,03,000.00

Brought down 10,20,599.00

Total 4,15,68,742.00**SCHEDULE : [8]****ADVANCES:**

Polytechnic College	1,18,81,157.56
Pharmacy	1,09,752.00
Society	7,94,35,493.00
	<u>9,14,26,402.56</u>

Less: Payments

Hostel	5,34,660.00
Engineering College - II	1,86,78,432.00
PG Studies	55,741.00
	<u>1,92,68,833.00</u>
Total	<u>7,21,57,569.56</u>

SCHEDULE : [9]**BALANCE:**

Cash	4,51,553.00
Andhra Bank - 656	(3,322.00)
Andhra Bank - 659	2,35,290.99
Andhra Bank - 674	66,094.00
Andhra Bank - 229	1,979.00
Axis Bank - 873	40,398.08
State Bank of India, Chirala	5,333.00
State Bank of India - 30579563223	4,03,661.53
State Bank of India - 10939721738	16,21,027.44
State Bank of India - 31764552566	4,86,929.00
Syndicate Bank - 1172	51,918.69
Syndicate Bank - 1187	37,323.79
Syndicate Bank - 1264	1,85,295.14
Syndicate Bank - 21996	3,191.00
Total	<u>35,86,672.66</u>



FIXED ASSETS

S. No.	PARTICULARS	GROSS BLOCK				DEPRECIATION				NET BLOCK	
		Ac on 01-04-11	Additions and/or transfers	Deductions and/or transfers	As at 31-03-12	Upto 31-03-12	Deductions and/or transfers	Per the year	Upto 31-03-12	As on 01-04-11	As at 31-03-12
1	Air Conditioners	20,94,258	31,500	-	21,25,758	11,96,235	1,95,438	13,35,863	8,99,023	7,90,045	
2	Black boards	3,22,657	-	-	3,22,657	1,99,393	19,390	2,12,783	1,29,264	1,09,374	
3	Camera	19,470	-	-	19,470	12,127	1,101	13,228	7,343	6,242	
4	Computer Lab	13,96,117	-	-	13,96,117	11,91,913	30,630	12,22,549	2,04,199	1,73,589	
5	Computers	2,54,01,500	31,87,345	-	2,86,88,845	2,49,40,986	22,99,076	2,71,89,461	4,61,114	14,96,384	
6	Civil Lab Equipment	-	4,43,027	-	4,43,027	-	56,454	66,454	-	3,76,573	
7	Drawing Lab equipment	1,89,341	-	-	1,89,341	77,662	15,852	93,514	1,05,679	89,827	
8	Duplicating Machine	1,10,963	-	-	1,10,963	62,776	7,128	70,004	48,187	40,959	
9	ECE Lab Equipment	44,65,935	40,978	-	45,06,913	33,95,684	1,66,584	35,62,368	10,70,251	9,44,545	
10	EEE Lab Equipment	15,84,095	-	-	15,84,095	9,99,590	87,676	10,87,166	5,84,505	4,96,829	
11	EIE Lab	11,53,495	-	-	11,53,495	6,87,271	69,934	7,57,205	4,66,224	3,96,290	
12	Lab Shed	-	2,00,042	-	2,00,042	-	30,006	30,006	-	1,70,036	
13	Partition	-	16,55,044	-	16,55,044	-	2,48,257	2,48,257	-	14,06,787	
14	EPABX	77,317	-	-	77,317	45,860	4,719	50,579	31,457	26,738	
15	Equipment	7,24,494	-	-	7,24,494	4,78,033	36,971	5,14,993	2,46,471	2,09,501	
16	Fans	6,83,480	3,27,699	-	10,11,179	3,43,735	1,00,117	4,43,852	3,39,745	5,67,327	
17	Fax Machine	8,74,158	-	-	8,74,158	3,44,828	79,399	4,24,228	5,29,330	4,49,930	
18	Furniture	73,78,744	11,20,655	-	84,99,399	37,68,221	7,09,677	44,77,898	36,10,523	40,21,501	
19	Generator	14,29,258	5,19,000	-	19,48,258	8,73,209	1,60,507	10,38,716	5,51,049	9,09,542	
20	H.T. Line	37,042	-	-	37,042	23,072	2,096	25,167	13,570	11,875	
21	Hydraulic Lab	3,00,538	-	-	3,00,538	1,59,886	5,098	1,65,984	40,652	34,554	
22	India Car	7,95,796	-	-	7,95,796	3,81,050	62,198	4,43,249	4,14,656	3,52,457	
23	Innova Car	10,40,879	-	-	10,40,879	5,74,456	69,964	6,44,419	4,66,423	3,96,460	
24	TATA Indica Car	-	4,84,458	-	4,84,458	-	72,669	72,669	-	4,11,789	
25	TATA Auto	-	4,20,585	-	4,20,585	-	63,088	63,088	-	3,57,497	
26	Library Books	48,28,118	2,83,696	-	51,11,814	26,48,336	3,89,522	30,17,858	21,79,782	20,93,956	
28	Mechanical Lab	36,87,183	8,47,801	-	45,34,984	19,79,878	3,83,263	23,63,141	17,07,285	21,71,923	
29	Motor Vehicles	1,31,534	-	-	1,31,534	98,500	4,955	1,03,455	33,034	28,079	
30	Physic Lab	1,64,915	14,437	-	1,79,352	79,131	15,018	94,249	85,684	85,103	
31	Play ground & Garden	3,11,390	12,840	-	3,24,230	1,30,878	29,003	1,59,881	1,80,512	1,64,349	
32	Projector	8,68,208	-	-	8,68,208	3,75,460	73,912	4,48,373	4,92,748	4,18,833	
33	Software	12,97,136	5,05,519	-	18,02,655	10,51,141	4,50,908	15,02,049	2,45,995	3,00,606	
34	Sonet	1,70,550	-	-	1,70,550	1,23,563	7,048	1,30,611	46,987	39,939	
35	Spice Lab	4,55,400	-	-	4,55,400	3,63,185	13,832	3,77,017	92,215	78,383	
36	Sports Material	1,89,024	84,693	-	2,73,717	99,941	26,066	1,35,008	89,083	1,47,709	
37	Television	1,42,550	-	-	1,42,550	43,683	14,830	58,513	98,867	84,037	
38	U.P.S	15,49,204	4,32,250	-	19,81,454	13,74,280	3,64,304	17,38,584	1,74,924	2,42,870	
39	Vehicles	2,69,594	-	-	2,69,594	2,44,969	3,694	2,48,663	24,825	20,931	
40	Water Cooler	1,96,700	-	-	1,96,700	68,776	19,189	87,965	1,27,924	1,08,735	
41	Water Plant	4,66,750	-	-	4,66,750	1,17,224	52,429	1,69,653	3,49,526	2,97,097	
42	Xerox Machines	6,58,094	54,264	-	7,12,358	4,47,831	39,679	4,87,510	2,10,263	2,24,848	
43	Canteen Materials	3,00,822	8,88,622	-	11,89,444	83,478	1,65,895	2,49,373	2,17,344	9,40,071	
44	Chemistry Lab	3,66,396	81,461	-	4,27,856	67,988	54,114	1,21,211	2,99,297	2,35,183	
45	Refrigerator	12,300	-	-	12,300	3,813	1,333	4,746	8,887	8,887	
46	Printer	1,40,750	1,70,632	-	3,11,382	35,344	1,70,903	1,97,447	1,14,506	1,31,955	
47	Inverter	10,084	-	-	10,084	2,758	1,091	3,891	7,286	6,193	
48	Gears	24,400	-	-	24,400	6,771	2,644	9,415	17,629	14,985	
49	Garden Cutting Machine	42,500	-	-	42,500	8,575	3,419	11,794	36,125	30,706	
		5,63,57,078	1,18,06,549	-	6,81,63,627	3,41,84,334	5,41,11,558	4,07,84,774	2,40,72,315	4,40,91,312	

ST. MARY EDUCATIONAL SOCIETY,
[St. Ann's College of Engineering & Technology]

INCOME & EXPENDITURE ACCOUNT FOR THE YEAR ENDED MARCH 31, 2013

INCOME

	Sch. Ref.	Rs. P.
Fees Collections	[10]	10,46,28,637.00
Other Income	[11]	23,52,399.26
Total (1)		10,69,81,036.26

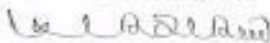
EXPENDITURE

Education	[12]	9,92,47,269.21
Finance Charges	[12]	4,30,887.66
Depreciation	[5]	67,68,269.16
Total (2)		10,64,46,426.03
Surplus	(1) - (2)	5,34,610.23

The above statements are in agreement with books of account maintained by the institution.

Guntur
14-09-2013

For K V R SUBBA RAO & CO.
Chartered Accountants



K V R Subba Rao FCA
Chartered Accountant



SCHEDULES TO INCOME & EXPENDITURE ACCOUNTS FOR THE YEAR ENDED MARCH 31, 2013

SCHEDULE : [10]

FEES COLLECTIONS:

Accredited Course Fee	63,31,000.00
Admission fee	14,23,000.00
Bus fee	1,17,73,961.00
Examination	39,776.00
Library & Lab fee	25,71,900.00
Special & JNTU Fee	67,89,500.00
Tuition fee	7,56,99,500.00
Total	10,46,28,637.00

SCHEDULE : [11]

OTHER INCOME:

Interest	4,19,569.26
Miscellaneous receipts	8,84,218.00
National conference	7,320.00
TTP on EDC - APSCH & JNTUK	27,163.00
Spot Centre Expenses	10,14,129.00
Total	23,52,399.26

SCHEDULE : [12]

EDUCATION:

Advertisement	17,28,692.00
AICTE Inspection charges	3,00,000.00
AICTE Seminar Grants in Aid	12,843.00
Annual Maintenance expenses	2,09,630.00
APSCHE user charges	2,030.00
Bank Charges	42,685.21
Board & lodging	32,454.00
Building Insurance	1,00,295.00
Building tax	62,580.00
Bus maintenance	80,48,176.00
Cash awards	7,250.00
Computer maintenance	4,94,841.00
Course clouser	10,000.00
Donations	70,700.00
Electricity Charges	18,76,513.00
Games expenses	30,643.00
Garden maintenance	33,93,404.00
Generator maintenance	18,54,924.00
Guest House maintenance	50,075.00
IEG	15,000.00
Inspection expenses	7,215.00
Insurance	17,120.00
Internet charges	9,49,964.00
ISTE membership fee	77,580.00
JNTU Affiliation fee	7,92,000.00
JNTU Infrastructure fee	38,71,750.00
JNTU Rectification	1,00,000.00
Lab Maintenance	2,47,850.00
Legal expenses	40,000.00
Carried down	2,44,46,214.21



	Brought down	2,44,46,214.21
Library Journals		7,07,408.00
Medical expenses		15,685.00
NBA Expenses		8,51,000.00
Office expenses		73,358.00
Paper & periodicals		13,225.00
Paper presentation		44,201.00
Pest control		80,000.00
Postage & Telephone		2,60,861.00
Printing & stationery		11,05,881.00
Processing fee		30,000.00
Profession tax		2,500.00
Professional charges		34,191.00
Project work		5,55,300.00
Provident fund		12,31,709.00
Remuneration to guest lecturer		6,000.00
Repairs & maintenance		27,02,994.00
Salaries to non-teaching staff		1,00,30,343.00
Salaries to-teaching staff		5,33,45,612.00
Sanitary maintenance		51,328.00
Seminar expenses		37,326.00
Smart & ID card printing		1,34,396.00
Sport expenses		66,915.00
Staff incentives		21,000.00
Staff LIC		5,222.00
Staff welfare		2,92,353.00
Tour expenses		4,500.00
Training & placement expenses		17,74,315.00
Transport charges		1,57,629.00
Travelling & Conveyance		6,18,622.00
Vehicles Maintenance		4,88,373.00
Website maintenance		22,728.00
Work shop expenses		36,080.00
	Total	<u>9,92,47,269.21</u>

SCHEDULE : [13]

FINANCE CHARGES:

Interest on vehicle loan		99,333.66
Interest		3,31,554.00
	Total	<u>4,30,887.66</u>

